

Scaled data based on original data using  
LM-79-08 Approved Method: Electrical and Photometric Measurements of Solid-  
State Lighting Products

Test Report Prepared for  
Cooper Lighting Solutions  
(formerly Eaton)

Brand: STREETWORKS

Report Number: P191368

Luminaire Tested: **GAN-AF-10-LED-U-T2-800-ADJ**

Issue Date: 3/3/2020

**Test Information**

Test Method: LM-79-08  
Report Number: P191368  
TEST IS SCALED FROM IESNA LM-79-08 TEST DATA (P24139)  
Test Lab: INNOVATION CENTER P2  
Issue Date: 3/3/2020  
Manufacturer: COOPER LIGHTING SOLUTIONS (FORMERLY EATON)  
Product Line: STREETWORKS  
Catalog Number: GAN-AF-10-LED-U-T2-800-ADJ  
Description: GALLEON AREA AND ROADWAY LUMINAIRE  
(10) 70 CRI, 4000K, 800mA LIGHTSQUARES WITH 16 LEDS EACH AND TYPE II OPTICS  
Light Source: -  
Ballast/Driver: ELECTRONIC DRIVER

**Summary**

Lumens per Lamp: N/A  
Luminaire Lumens: 47785.1 lumens  
Efficiency: N/A  
Efficacy: 114.0 lumens/watt  
Luminous Opening: Rectangular (W 2.5' x L: 1' x H: 0')  
IES Classification: Type II - Medium - Full Cutoff  
BUG Rating: B4 - U0 - G5

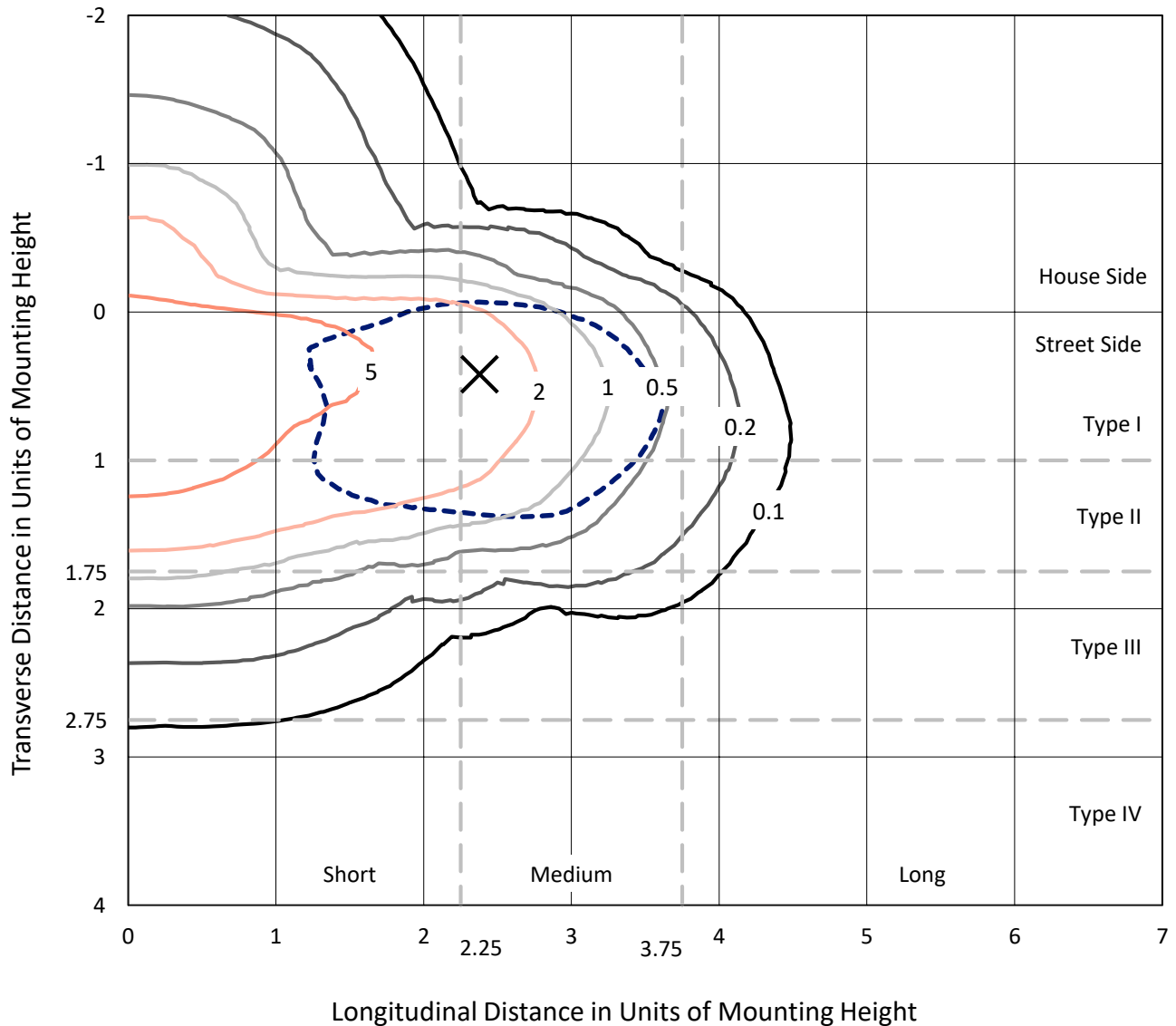
Input Watts (W): 419  
Input Voltage (V): NR  
Input Current (Ain): NR  
Voltage Rise (V): NR  
Power Factor: NR  
Total Harmonic Distortion (THDi): NR  
Frequency (hertz): 60  
Stabilization Time: NR  
Operation Time: NR  
Ambient Temperature (°C): NR  
Test Distance: 28.75 FT



REPORT NUMBER: P191368  
 CATALOG NUMBER: GAN-AF-10-LED-U-T2-800-ADJ

### Iso-Footcandle Lines of Horizontal Illumination

× Max cd  
 - - - 1/2 Max cd

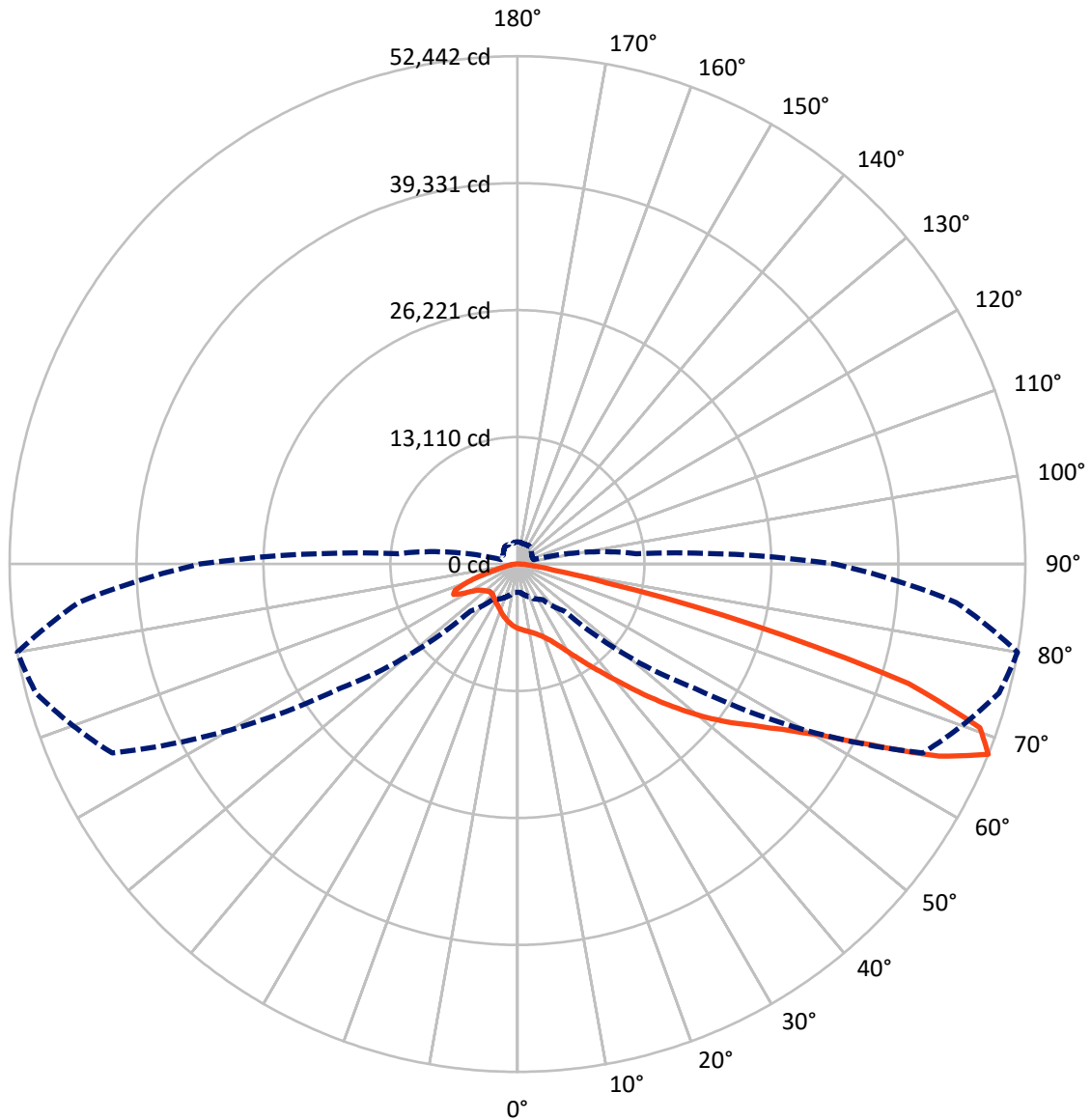


Based on 30 foot mounting height. Maximum calculated value = 9 fc  
 Type II - Medium - Full Cutoff

REPORT NUMBER: P191368

CATALOG NUMBER: GAN-AF-10-LED-U-T2-800-ADJ

### Luminous Intensity Polar Plot



— Vertical Plane Through 80-Deg Lateral      - - - Horizontal Cone Through 67.5-Deg Vertical

REPORT NUMBER: P191368

CATALOG NUMBER: GAN-AF-10-LED-U-T2-800-ADJ

**FLUX DISTRIBUTION:**

		Downward	Upward	Total
<b>House Side</b>	Lumens	8800.2	0.0	8800.2
	% Fixture	18.4	0.0	18.4
<b>Street Side</b>	Lumens	38984.9	0.0	38984.9
	% Fixture	81.6	0.0	81.6
<b>Total</b>	Lumens	47785.1	0.0	47785.1
	% Fixture	100.0	0.0	100.0

**Coefficient of Utilization**

**ZONAL LUMENS:**

Zone	Lumens	% Fixture
0°-10°	612.4	1.3
10°-20°	1764.1	3.7
20°-30°	2920.0	6.1
30°-40°	4776.4	10.0
40°-50°	7712.0	16.1
50°-60°	11133.8	23.3
60°-70°	12286.9	25.7
70°-80°	5663.5	11.9
80°-90°	916.0	1.9
90°-100°	0.0	0.0
100°-110°	0.0	0.0
110°-120°	0.0	0.0
120°-130°	0.0	0.0
130°-140°	0.0	0.0
140°-150°	0.0	0.0
150°-160°	0.0	0.0
160°-170°	0.0	0.0
170°-180°	0.0	0.0
0°-90°	47785.1	100.0
0°-180°	47785.1	100.0



REPORT NUMBER: P191368

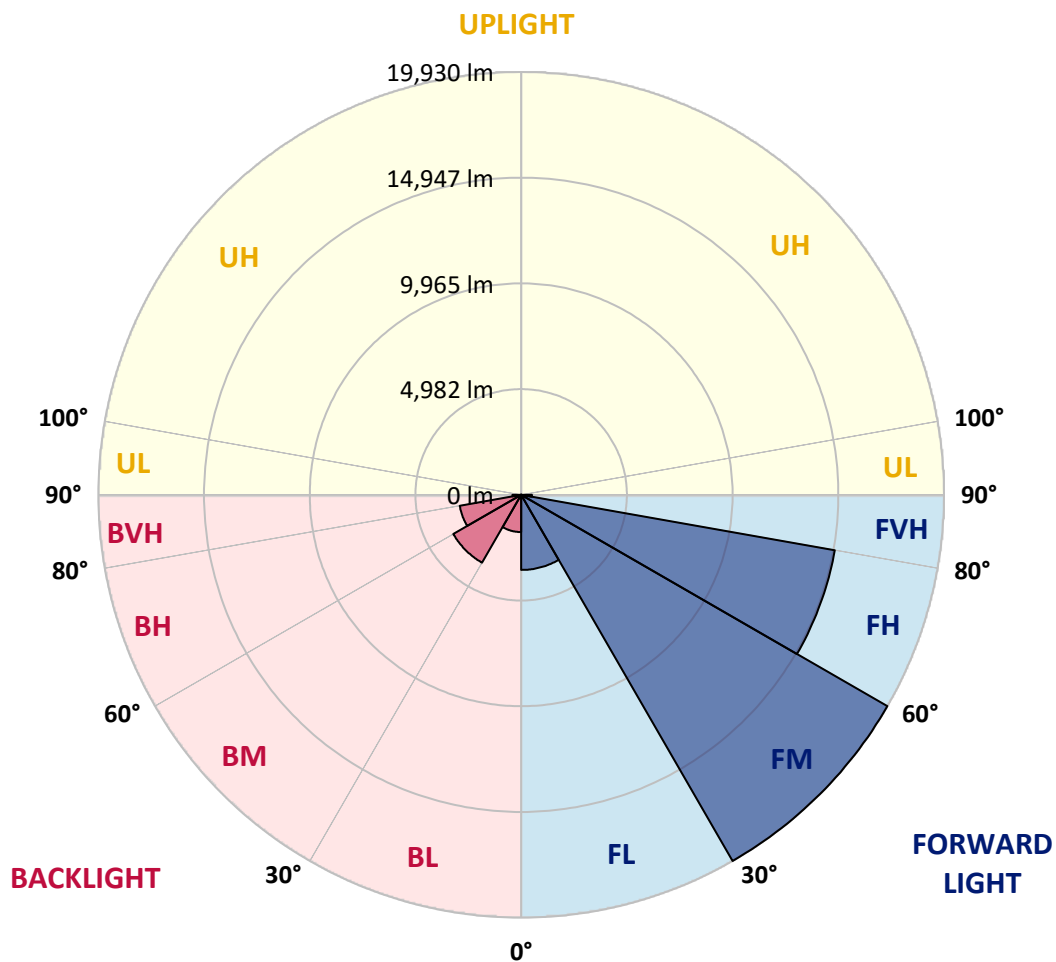
CATALOG NUMBER: GAN-AF-10-LED-U-T2-800-ADJ

**LUMINAIRE CLASSIFICATION SYSTEM LUMEN TABLE AND BUG RATING:**

Zone		Lumens	% Fixture	Zone Rating/Lumen Limit		
				B	U	G
FL	(0°-30°)	3540.8	7.4			
FM	(30°-60°)	19929.9	41.7			
FH	(60°-80°)	15010.5	31.4			G5
FVH	(80°-90°)	503.6	1.1			G4/750
BL	(0°-30°)	1755.8	3.7	B3/2500		
BM	(30°-60°)	3692.2	7.7	B3/5000		
BH	(60°-80°)	2939.8	6.2	B4/5000		G4/5000
BVH	(80°-90°)	412.4	0.9			G3/500
UL	(90°-100°)	0.0	0.0		U0/0	
UH	(100°-180°)	0.0	0.0		U0/0	

**BUG Rating: B4-U0-G5**

Type II Medium





REPORT NUMBER: P191368

CATALOG NUMBER: GAN-AF-10-LED-U-T2-800-ADJ

**CANDELA DISTRIBUTION (FULL):**

	0°	5°	15°	25°	35°	45°	55°	65°	75°	80°	85°
0°	6638.7	6638.7	6638.7	6638.7	6638.7	6638.7	6638.7	6638.7	6638.7	6638.7	6638.7
2.5°	7262.1	7219.8	7226.8	7215.1	7179.8	7118.6	7052.7	6932.8	6808.1	6742.3	6690.5
5°	7869.0	7857.3	7840.8	7803.3	7713.9	7586.8	7429.2	7217.4	6989.3	6869.3	6754.0
7.5°	8323.1	8316.1	8294.9	8271.4	8184.3	8031.4	7793.9	7492.7	7161.0	6996.4	6817.6
10°	8360.8	8372.5	8389.0	8452.5	8464.3	8382.0	8139.6	7775.0	7339.8	7128.0	6899.9
12.5°	8040.8	8066.7	8130.2	8292.6	8464.3	8565.5	8440.8	8071.4	7549.2	7292.7	7003.4
15°	7617.4	7631.5	7709.2	7932.6	8240.8	8553.7	8671.2	8398.4	7819.7	7504.5	7158.6
17.5°	7436.2	7443.3	7497.4	7645.6	7932.6	8379.6	8800.7	8753.6	8151.4	7768.0	7349.2
20°	7344.5	7360.9	7438.6	7584.5	7765.6	8156.1	8819.5	9137.1	8546.7	8097.3	7589.2
22.5°	7605.6	7598.6	7626.8	7699.8	7852.6	8087.9	8805.4	9532.3	9050.0	8520.8	7902.0
25°	8214.9	8240.8	8191.4	8109.0	8158.4	8323.1	8880.6	9960.5	9680.5	9064.2	8311.4
27.5°	9083.0	9057.1	8984.2	8791.2	8690.1	8760.7	9130.0	10421.5	10463.9	9779.3	8852.4
30°	9948.7	9927.5	9856.9	9621.7	9414.7	9355.9	9614.6	10950.9	11397.8	10638.0	9515.8
32.5°	10847.4	10823.8	10758.0	10522.7	10273.4	10136.9	10303.9	11562.5	12498.8	11663.7	10296.9
35°	11955.3	11910.7	11771.9	11444.9	11200.2	11094.4	11172.0	12331.8	13769.1	12877.5	11244.9
37.5°	12997.5	13065.7	12924.6	12472.9	12155.3	12117.7	12204.7	13270.4	15138.3	14235.0	12334.1
40°	14044.4	14056.2	13929.1	13559.8	13232.8	13171.6	13390.4	14409.1	16754.5	15858.2	13658.5
42.5°	15126.6	15150.1	14936.0	14594.8	14355.0	14366.7	14616.0	15742.9	18608.2	17770.7	15183.0
45°	16408.6	16443.9	16208.7	15761.7	15542.9	15982.9	15879.4	17239.1	20640.8	19944.5	16933.2
47.5°	17749.5	17803.6	17624.9	17206.1	16933.2	17537.9	17142.6	18897.6	22828.6	22275.8	18855.2
50°	18481.2	18558.8	18732.9	18702.3	18643.5	18542.3	18551.7	20676.1	25084.7	24703.5	20831.4
52.5°	18088.3	18086.0	18721.1	19492.7	20316.1	20377.3	20269.1	22551.1	27192.5	27077.2	22692.1
55°	16291.0	16413.3	17375.5	18869.4	21118.3	22522.8	22842.7	24698.8	29262.6	29396.7	24581.2
57.5°	13298.7	13399.8	14698.4	16780.4	20036.2	23797.8	26503.2	27820.6	31577.6	32203.3	27096.0
60°	9019.5	9141.8	10518.0	13018.7	17123.8	23087.4	29987.3	33391.3	34348.7	35772.1	30624.8
62.5°	5300.2	5410.7	6532.9	8212.6	12056.5	19786.8	31516.4	41316.9	38750.3	41156.9	36007.3
65°	3648.8	3724.0	4269.8	5112.0	6928.1	13326.9	29620.3	46788.7	45523.2	47828.6	42248.5
67.5°	2935.9	2926.5	3359.4	3933.3	4460.4	6871.7	22398.1	46170.1	51479.7	52441.8	45487.9
70°	2418.4	2408.9	2703.0	3178.2	3564.1	3869.8	12200.0	38962.0	50265.8	50656.3	42504.8
72.5°	2023.2	2032.6	2220.7	2573.6	2924.1	2914.7	5361.3	27408.9	39543.1	42243.8	33883.0
75°	1707.9	1712.6	1837.3	2086.6	2373.7	2347.8	2907.6	14848.9	22986.2	24865.9	18782.3
77.5°	1453.8	1458.5	1538.5	1677.3	1882.0	1872.6	2121.9	6415.2	9588.7	9471.2	6424.6
80°	1296.2	1296.2	1333.8	1359.7	1472.6	1430.3	1573.8	3081.7	4053.3	3742.8	2564.2
82.5°	1016.3	1021.0	1251.5	1242.1	1159.8	1105.7	1105.7	1816.1	2147.8	1985.5	1500.9
85°	571.6	569.3	806.9	974.0	1021.0	778.7	771.6	1016.3	1169.2	1030.4	726.9
87.5°	244.7	249.4	374.1	432.8	578.7	484.6	477.5	524.6	595.2	515.2	336.4
90°	0.0	0.0	0.0	0.0	0.0	0.0	0.0	0.0	0.0	0.0	0.0



REPORT NUMBER: P191368

CATALOG NUMBER: GAN-AF-10-LED-U-T2-800-ADJ

**CANDELA DISTRIBUTION (continued):**

	90°	95°	105°	115°	125°	135°	145°	155°	165°	175°	180°
0°	6638.7	6638.7	6638.7	6638.7	6638.7	6638.7	6638.7	6638.7	6638.7	6638.7	6638.7
2.5°	6641.1	6579.9	6445.8	6278.8	6128.3	6029.5	5940.1	5810.7	5817.7	5728.3	5662.4
5°	6636.4	6509.3	6198.8	5829.5	5474.2	5217.9	5024.9	4850.8	4808.5	4726.1	4676.7
7.5°	6641.1	6434.1	5911.8	5321.4	4881.4	4556.7	4392.1	4300.4	4279.2	4251.0	4253.3
10°	6657.6	6365.8	5596.6	4846.1	4385.1	4171.0	4131.0	4159.2	4192.2	4201.6	4203.9
12.5°	6695.2	6304.7	5250.8	4422.7	4074.5	4008.6	4076.9	4173.3	4236.9	4267.4	4265.1
15°	6779.9	6257.6	4919.1	4091.0	3902.8	3938.1	4065.1	4201.6	4293.3	4335.7	4338.0
17.5°	6871.7	6189.4	4577.9	3836.9	3775.7	3865.1	4022.8	4182.7	4295.7	4342.7	4352.1
20°	6991.7	6104.8	4220.4	3646.4	3655.8	3756.9	3905.1	4065.1	4189.8	4229.8	4248.6
22.5°	7149.2	6013.0	3907.5	3491.1	3519.4	3597.0	3712.2	3851.0	3959.2	3978.1	3994.5
25°	7360.9	5914.2	3658.2	3350.0	3361.7	3406.4	3484.1	3566.4	3641.7	3620.5	3637.0
27.5°	7645.6	5829.5	3472.3	3220.6	3199.4	3208.8	3248.8	3274.7	3314.7	3255.8	3262.9
30°	7979.6	5737.7	3328.8	3107.6	3048.8	3032.3	3041.7	3055.9	3086.4	3006.5	2994.7
32.5°	8367.8	5627.2	3194.7	3008.8	2926.5	2893.5	2898.2	2935.9	3053.5	3004.1	2978.2
35°	8819.5	5502.5	3053.5	2900.6	2844.2	2797.2	2792.5	2910.0	3260.6	3230.0	3206.4
37.5°	9348.8	5377.8	2912.3	2778.3	2783.0	2731.3	2714.8	2848.9	3300.6	3180.6	3164.1
40°	10021.6	5312.0	2792.5	2648.9	2707.8	2700.7	2667.8	2736.0	3037.0	2818.3	2790.1
42.5°	10854.4	5321.4	2703.0	2510.1	2618.3	2693.6	2641.9	2644.2	2752.5	2587.8	2561.9
45°	11882.5	5431.9	2639.5	2399.5	2517.2	2686.6	2632.5	2594.8	2604.2	2517.2	2503.1
47.5°	13082.2	5660.1	2594.8	2307.8	2420.7	2660.7	2630.1	2580.7	2559.5	2512.5	2500.7
50°	14416.1	5991.8	2561.9	2220.7	2333.7	2618.3	2632.5	2566.6	2543.1	2524.2	2517.2
52.5°	15726.4	6370.5	2512.5	2145.4	2265.4	2566.6	2639.5	2552.5	2526.6	2512.5	2505.4
55°	17187.3	6843.4	2437.2	2081.9	2209.0	2500.7	2639.5	2531.3	2503.1	2505.4	2503.1
57.5°	19161.1	7608.0	2347.8	2027.9	2140.7	2420.7	2594.8	2507.8	2472.5	2474.8	2477.2
60°	22245.2	8955.9	2239.5	1973.8	2056.1	2326.6	2533.6	2456.0	2420.7	2430.1	2432.5
62.5°	26780.8	10934.4	2098.4	1893.8	1966.7	2225.4	2448.9	2390.1	2354.8	2378.4	2378.4
65°	31495.2	12680.0	1924.4	1792.6	1872.6	2114.8	2343.1	2307.8	2272.5	2326.6	2324.2
67.5°	32763.2	12289.4	1750.3	1682.0	1778.5	1992.6	2216.0	2197.2	2178.4	2272.5	2267.8
70°	29105.1	9866.4	1590.3	1569.1	1675.0	1860.8	2079.6	2079.6	2067.8	2138.4	2121.9
72.5°	22174.6	6996.4	1437.3	1449.1	1557.3	1717.3	1931.4	1947.9	1929.1	1964.4	1950.3
75°	11870.7	4003.9	1284.4	1317.4	1411.5	1571.5	1766.7	1783.2	1771.4	1769.1	1776.1
77.5°	3945.1	1957.3	1124.5	1176.3	1258.5	1420.9	1595.0	1620.9	1592.6	1587.9	1585.6
80°	1757.3	1230.4	948.1	1016.3	1089.2	1249.1	1413.8	1435.0	1404.4	1446.8	1392.6
82.5°	1129.2	809.3	759.8	835.1	905.7	1077.5	1232.8	1237.4	1209.2	1404.4	1197.5
85°	548.1	501.0	571.6	639.9	701.0	846.9	1021.0	1023.4	952.8	868.1	837.5
87.5°	272.9	291.7	381.2	442.2	472.8	581.0	743.4	729.3	698.7	635.2	585.7
90°	0.0	0.0	0.0	0.0	0.0	0.0	0.0	0.0	0.0	0.0	0.0

(END OF REPORT)